

Sow and See the Harvest


CARE WITH CONDITIONS

HOW TEMPERATURE AND LIGHT IMPACT
DIFFERENT PLANTS





FROM SEED TO PLANT

CLICK ON THE FLOWER TO LEARN ABOUT HOW
ONE SMALL SEED BECOMES A PLANT THAT WE
CAN HARVEST AND USE!



FIND THE LIGHT

The right amount of sunlight is very important for plant survival and growth. Click on the Sun to find out how much sunlight is needed for your favorite fruits and vegetables. Then, fill out the chart for what fruits and vegetables you want to plant in your own garden.



Garden Preparation

Organizing Plants by How Much Sunlight They Need

Full Sun

A large, empty rectangular box with a dark green border, intended for listing plants that require full sunlight.

Medium Sun

A large, empty rectangular box with a dark green border, intended for listing plants that require medium sunlight.


Part Sun

A large, empty rectangular box with a dark green border, intended for listing plants that require part sunlight.

WHEN TO PLANT BASED ON TEMPERATURE




Click on the thermometer to find out when you should plant your favorite fruits and vegetables. Lastly, fill out the chart so you know when you would plant each one based on the outside temperature.




My Garden

Temperatures for Planting

40-50 Degrees

A large, empty rectangular box with a light blue border, intended for listing plants suitable for a 40-50 degree temperature range.


50-60 Degrees

A large, empty rectangular box with a light blue border, intended for listing plants suitable for a 50-60 degree temperature range.

60-70 Degrees

A large, empty rectangular box with a light blue border, intended for listing plants suitable for a 60-70 degree temperature range.

70-80 Degrees

A large, empty rectangular box with a light blue border, intended for listing plants suitable for a 70-80 degree temperature range.